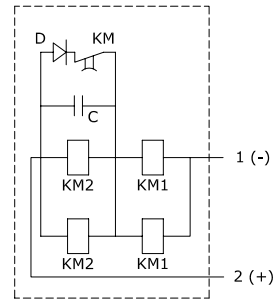
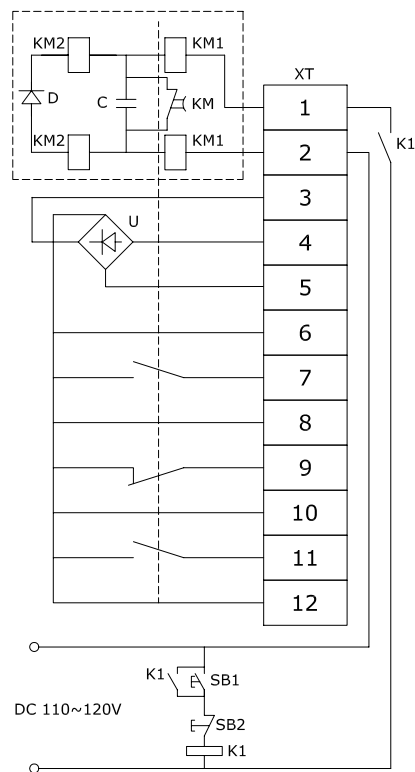


Symbol	Name
KM1	Switch -on Coil
KM2	Holding Coil
KM	Auxiliary contact
D	Diode
C	Capacitor
U	Rectifier
XT	Connection Terminal Setting
K1	Terminal Merging Relay
SB1	Switch - on Button
SB2	Switch - off Button

Control supply Voltage
is AC 110~120V
the block selection is changed
to the following connection

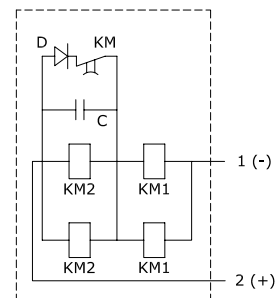


Electrical Schematic Diagram
HVCS-7.2D AC Version



Symbol	Name
KM1	Switch -on Coil
KM2	Holding Coil
KM	Auxiliary contact
D	Diode
C	Capacitor
U	Rectifier
XT	Connection Terminal Setting
K1	Terminal Merging Relay
SB1	Switch - on Button
SB2	Switch - off Button

Control supply Voltage
is DC 110~120V
the block selection is changed
to the following connection



Electrical Schematic Diagram
HVCS-7.2D DC Version