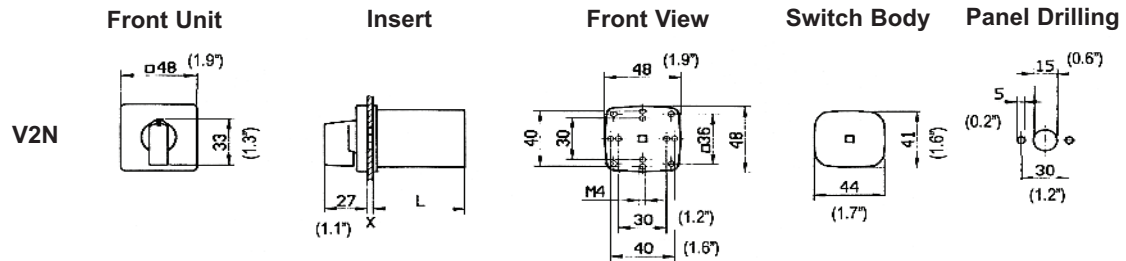


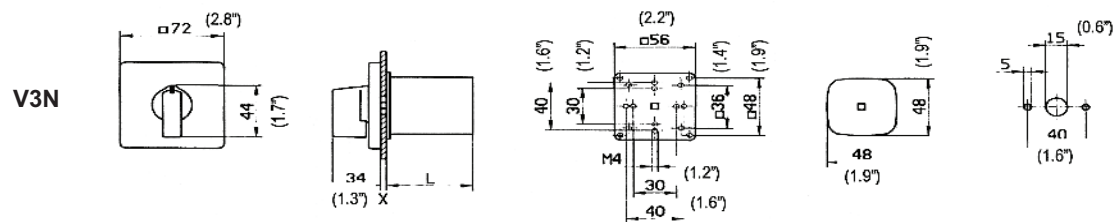
OPEN TYPE V2N, V3N

mm inches



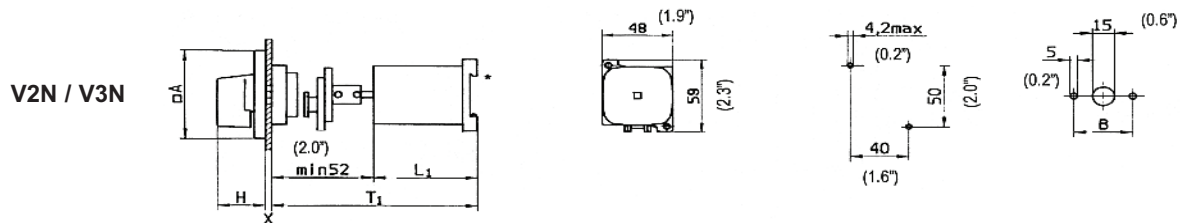
Front Mount (F)

		Number of contact chambers											
Type/Type	X max.	Dim	1	2	3	4	5	6	7	8	9	10	11
V2N	4	L	33	45	57	69	81	93	105	117	129	141	153
		L	(1.3)	(1.8)	(2.2)	(2.7)	(3.2)	(3.7)	(4.1)	(4.6)	(5.1)	(5.6)	(6.0)



Front Mount (F)

		Number of contact chambers											
Type/Type	X max.	Dim	1	2	3	4	5	6	7	8	9	10	11
V3N	4	L	34	47	60	73	86	99	112	125	138	151	164
		L	(1.3)	(1.8)	(2.4)	(2.9)	(3.4)	(3.9)	(4.4)	(4.9)	(5.4)	(5.9)	(6.5)



With Safety Door Interlock (S)

				Number of contact chambers											
A	H	B	Xmax	Dim	1	2	3	4	5	6	7	8	9	10	11
Type V2N				L ₁	39	47	60	73	86	99	112	125	138	151	164
48	27	30	4	L ₁	(1.5)	(1.8)	(2.4)	(2.9)	(3.4)	(3.9)	(4.4)	(4.9)	(5.4)	(5.9)	(6.5)
(1.9)	(1.1)	(1.2)	(1.6)	T	100-106	112-118	124-130	136-142	148-154	160-166	172-178	184-190	196-202	208-214	220-226
				T	(3.9)	(4.4)	(4.9)	(5.4)	(5.8)	(6.3)	(6.8)	(7.2)	(7.7)	(8.2)	(8.7)

Type V3N				L ₁	40	53	66	79	92	105	118	131	144	157	170
48	27	30	4	L ₁	(1.6)	(2.1)	(2.6)	(3.1)	(3.6)	(4.1)	(4.6)	(5.2)	(5.7)	(6.2)	(6.7)
(1.9)	(1.1)	(1.2)	(1.6)	T	106-112	118-124	130-136	142-148	154-160	166-172	178-184	190-196	202-208	214-220	226-232
				T	(4.2)	(4.6)	(5.1)	(5.6)	(6.1)	(6.5)	(7.0)	(7.5)	(7.9)	(8.4)	(8.9)

CAM SWITCHES TO 1200 AMPS