


Cam Switch - Mixed Ratings For switching applications where the contacts have very different power current ratings on the poles or low current auxiliary switching requirements, switch chambers of various sizes can be coupled together.

EXTRA POLES



Switch VN80 Coupled with V2N Aux.

***NOTE:** If overlapping contacts are required, Add: \$5 to the list price and specify overlapping contacts are required.

POWER POLE PRICE ADDITION Additional Cost to add poles of same current rating to switch			AUXILIARY CONTACTS (25 Amp) Cost Addition each pole													
Series	* Add 1 Power Pole List	* Add 2 Power Poles List	V2N Auxiliary List	Gold Concave Auxiliary Design List												
V2N	+\$18	+\$36	+\$18	+\$30												
V3N	+\$19	+\$38														
VN 32	+\$22	+\$44	ATTACHMENT PLATE <table border="1"> <thead> <tr> <th>Base Switch Type</th> <th>Attachment Cost List</th> </tr> </thead> <tbody> <tr> <td>V2N</td> <td>-</td> </tr> <tr> <td>V3N</td> <td>+\$20</td> </tr> <tr> <td>VN 32, 50</td> <td>+\$30</td> </tr> <tr> <td>VN 80</td> <td>+\$40</td> </tr> <tr> <td>VN 125, 200</td> <td>+\$50</td> </tr> </tbody> </table>		Base Switch Type	Attachment Cost List	V2N	-	V3N	+\$20	VN 32, 50	+\$30	VN 80	+\$40	VN 125, 200	+\$50
Base Switch Type	Attachment Cost List															
V2N	-															
V3N	+\$20															
VN 32, 50	+\$30															
VN 80	+\$40															
VN 125, 200	+\$50															
VN 50	+\$22	+\$44														
VN 80	+\$56	+\$112														
VN 125	+\$65	+\$130														
VN 200	+\$160	+\$320														

PRICE EXAMPLE: Additional cost to add poles to different current rated switches, or adding Gold Contact Auxiliary Poles, use above pole cost plus one attachment plate charge. To determine cost, the base switch type is the higher current unit.

Auxiliary Contacts

Extra auxiliary contacts can easily be added to higher power Cam Switches, for switching light currents or low power switch currents. Designers recognize high contact pressure as a basic requirement for highly reliable circuit continuity on pilot duty circuits.



Gold Flash Concave Contact Design

Type V2N, with a high 25 Amp auxiliary rating, provides the needed high fidelity switching. Through the years, many companies specify these higher current switches for needed reliable meter circuits, temperature and monitor circuits and similar applications.

Gold Flash Auxiliary Contacts. Special Auxiliary Contact Design. Specially designed gold concave moveable and stationary contacts are also available and provide extreme long life highly reliable auxiliary contact operation. Concave auxiliary contact design provides high pressure contact at two points on the ridge of the contact. Because of random movement of the movable contact on each operation, these contact points change location on each operation. The concave design also greatly reduces the possibility of dust particles which can cause intermittent operation and yet provides the higher current capability.

Continuity Problems

Low current continuity contact problems can be caused by wiping action design, one contact point designs, or serrated contacts. The use of the Elektra concave contact design provides increased contact switching reliability. Other auxiliary design possibilities are not the final answer.



Wipe Direction Design



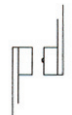
Center Point Design




Serrated Contact Design



Dust pile up can make mound



Normal Contact Pressure pounds down point



Dust Collector

GOLD FLASH CONTACTS, CORROSIVE ENVIRONMENTS. Corrosive areas, particularly sulfuric, require gold contact auxiliaries to maintain reliable switching of low current circuits. The above noted gold plated auxiliary contacts are readily available on request and can be added to higher power cam switches.