




**MINI RELAYS - POSITIVE GUIDED DESIGN  
FOR SAFETY CIRCUITS**


**Type SH05** Mini Relays are ideal for Auxiliary wiring and remote control schemes. Taking as little as 2 Watts pick up, the 24 Volt DC Mini Relay and Mini Contactor LS07 are ideal for operation of most electronic control systems as an interface relay. Mini Relay **SH05** is certified as a "Positive Guided Design" per the IEC 947-5 standard and are independent test laboratory Certified.

**TYPE SH05  
RELAY**
**16 Amps Ith**
**AC/DC OPERATED RELAYS**

With Pressure Wire Screw Terminals				
16 I th Amps	Contacts		AC Operated	DC Operated
	NO	NC	List	List
SH05. 22-*	2	2	\$ 40	\$ 50
SH05. 31-*	3	1	\$ 40	\$ 50
SH05. 40-*	4	0	\$ 40	\$ 50


Timers	Voltage	Part Number	List
	12-60 VAC	LS05-EV05-60	\$66
	90-240 VAC	LS05-EV05-240	\$66
Timer Module can be top mounted or side mounted to any SH05/LS05 Relay/Contactor.(AC/DC)			


Jumpers	Part Number	List Each
	LS05 - EB05	\$ 6
Parallel Pole Connector		

* Coil Voltage Suffix		
AC*	60HZ	50HZ
-A	120V	110V
-C	208V/230V	220V
-E	480 V	440V
-F	600V	550V
-D		380V
-G	24V	22V
-H	280V/277V	240V
DC*		
-MSW	12VDC	
-NSW	24VDC	
-OSW	48VDC	
-PSW	120VDC	
-RSW	220VDC	


**Ordering** - Replace astric \* with coil voltage suffix from suffix chart below.

Part# Example:  
2 N.O./N.C. 16 Amp Relay 120 Vac Coil  
**Part # SH05. 22-A**

Surge Suppressors	Part Number	List Each
	12 - 60 VAC	LS05 - EB05 - 60 \$14
	72 - 240 VAC	LS05 - EB05 - 240 \$14

Replacement Coils	Part Number	List Each
	LK-C130 - *	\$ 20
* Replace with Coil Voltage Suffix From Chart above.		

**Auxiliaries**
**(A600UL)**

	NORMALLY OPEN	NORMALLY Closed	Part #	LIST
	1	0	HS05.10	\$12
	0	1	HS05.01	\$12
Side Mount Auxiliary	2	0	HS05.20	\$13
	1	1	HS05.11	\$13
	0	2	HS05.02	\$13
	0	1	HS05.01-001	\$13
	1	2	HS05.12	\$24
	0	4	HS05.04	\$24
	1	3	HS05.13	\$24
	2	2	HS05.22	\$24
Top Mount Auxiliary	3	1	HS05.31	\$24
	4	0	HS05.40	\$24