



## Elfa Circuit Breaker Enclosures 35mm Din Rail

**ELFA SERIES E90S  
Mini Breaker**

### ELFA ENCLOSURES / IP55, NEMA 3R, 12

**M ELFA-80908**



(up to 8 poles)

**M ELFA-80906**



(up to 6 poles)

**M ELFA-80904**



(up to 4 poles)

Part Number	Description	List
M ELFA 80904	Up to 4 poles max.	\$147
M ELFA 80906	Up to 6 poles max.	\$159
M ELFA 80908	Up to 8 poles max.	\$169



- ELFA'S family of enclosures house up through 8 poles for E90SUC and E90S series mini breakers. Each enclosure seal tight lift up cover meets IP55 hoesight outdoor protection.

Discount Schedule "M" (for Enclosures)

### 35MM DIN RAIL

All Elfa Series Breakers are 35mm Din Rail Mount and give to the installer substantial installation and space savings. Units snap lock on to the rails, eliminating the need for specific +/- tolerances in layout as well as drilling and tapping each mounting hole.



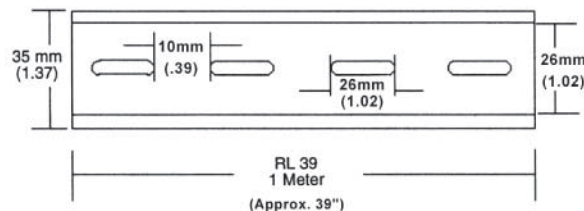
**RL-5**  
cut 5" long



**RL-39**  
Approx.. 1 meter

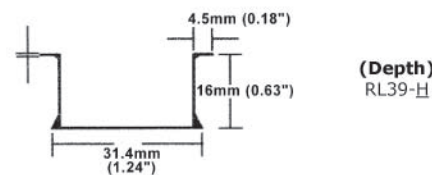


**RL-39H**  
Approx.. 1 meter

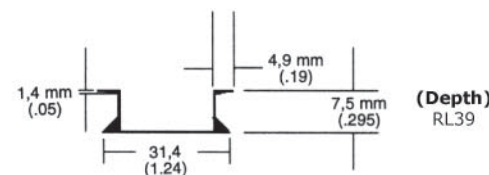


Part Number	Description	List
RL-5	5" long rail (35mm)	\$2
RL-39	39" long rail (35mm)	\$6
RL-5H	5" long rail (35mm) high version	\$2
RL-39H	39" long rail (35mm) high version	\$6

- Consult factory for other size options.  
(Burr free cuts to size) 50 pcs. minimum



(Depth)  
RL39-H



(Depth)  
RL39

Discount Schedule PL

All dimensions approx.. in (inches).